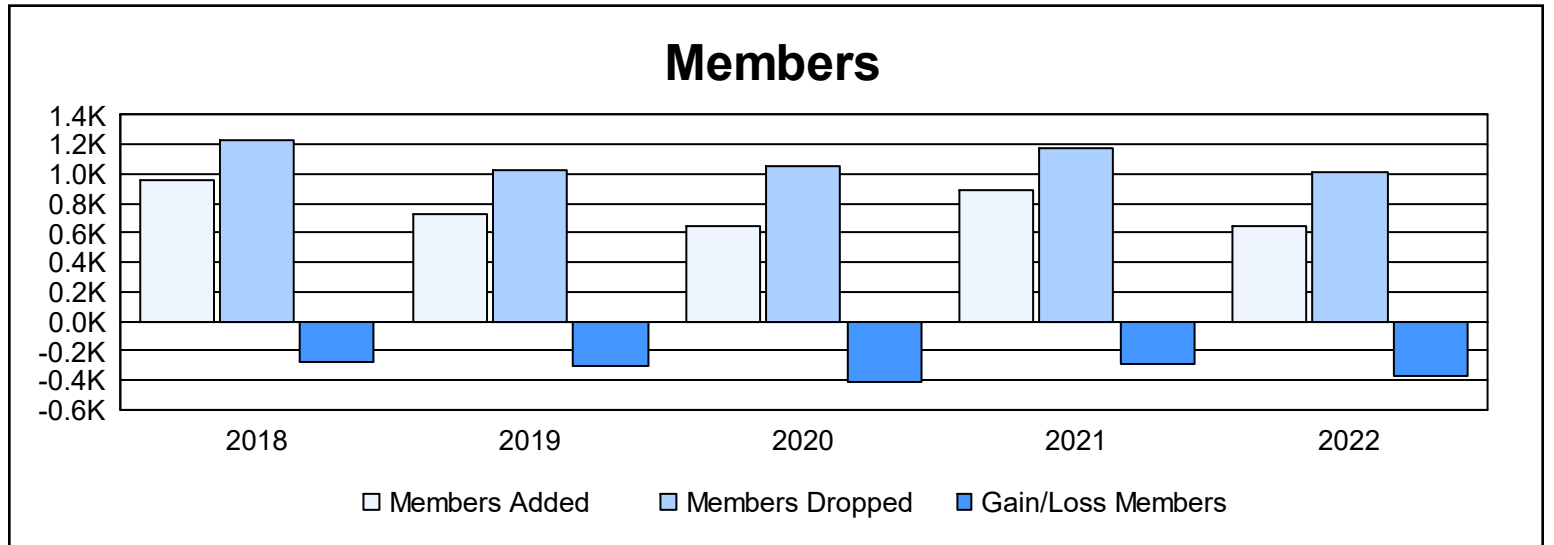
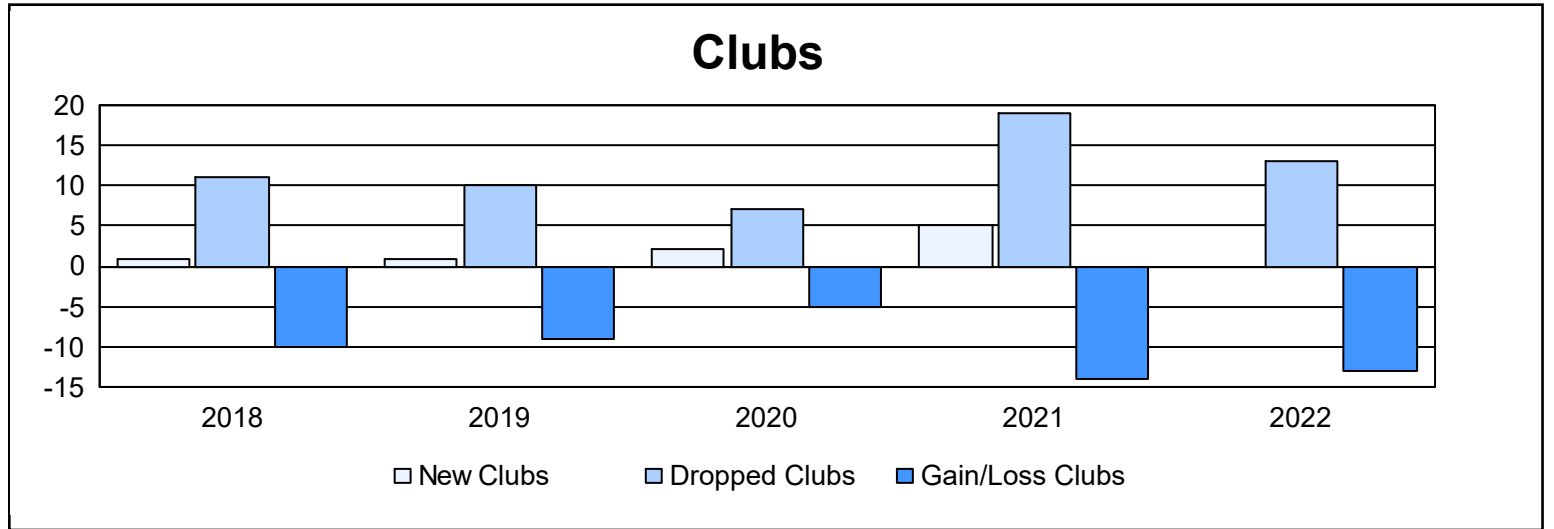
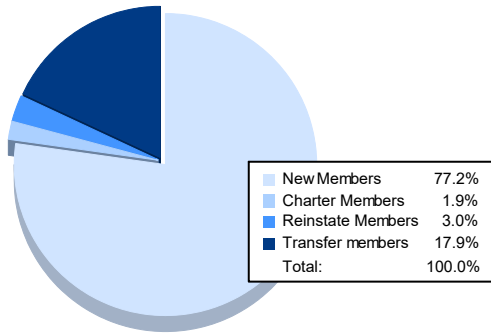


Year	New Clubs	Dropped Clubs	Gain/ Loss Clubs	New Members	Charter Members	Reinstate Members	Transfer Members	Total Member Added	Total Members Dropped	Gain/ Loss Members
2017-2018	1	11	-10	745	45	38	132	960	1,236	-276
2018-2019	1	10	-9	600	33	14	79	726	1,031	-305
2019-2020	2	7	-5	486	68	24	62	640	1,050	-410
2020-2021	5	19	-14	611	121	21	132	885	1,172	-287
2021-2022	0	13	-13	495	12	19	115	641	1,017	-376
Average	2	12	-10	587	56	23	104	770	1,101	-331



Membership Composition June 2022 Cumulative



Gender Composition June 2022 Cumulative

